
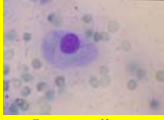
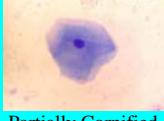





Progesterone levels (Can vary)	Smears http://www.kattwalkgolden.com/images/cytology1.htm	Event	Action
<1.0	 Parabasal	Proestrus	do a baseline progesterone level
1.0 - 1.9 Baseline	 Intermediate		check progesterone levels and do smears every 2 – 3 days. Do LH peak if using frozen semen or semen of less than optimal quality.
2.0 - 2.9 (LH peak)	 Partially Cornified	Initial Rise Ovulation should occur in 2-3 days. Puppies due 65 days from this date	Continue to follow smears and progesterone levels until level of 4.0 - 5.0 is reached. This will help insure that ovulation has occurred.
5.0 – 10.0	 Cornified	Ovulation occurs Eggs need 2 more days to mature. Puppies are due 63 days from this date	Breeding to start in 2 - 3 days
> 10.00	 Cornified	Eggs are mature and ready to fertilize	No further progesterone levels are usually required. Breeding Schedule: <u>Natural</u> 0 - 3 days after a level of 4 - 5 is reached <u>A.I. with fresh or fresh chilled</u> 2 - 3 days after a level of 5 – 10 is reached <u>Surgical with frozen</u> 2 - 3 days after a level of 5 - 10 is reached.
-	 Parabasal	Diestrus Indicated by change in vaginal smears and/or failure of bitch to stand for male	